

# MB IR PLUS

# Contents

A. Install USB driver

B. Test Frequency

C. Key Analyser

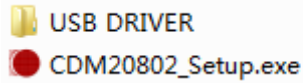
D. Key Renew

E. Program Key

F. How to get key dump

G. About 705E6 key (big key)

## A. install USB driver



Step 1: install USB driver

Step 2: run “CDM20802\_setup.exe”

## B. Test Frequency

Put the remote key on MB IR PLUS , and press the remote key lock or unlock button, MB IR PLUS will display radio Frequency on the display,



And if the display not shown 315 or 433,

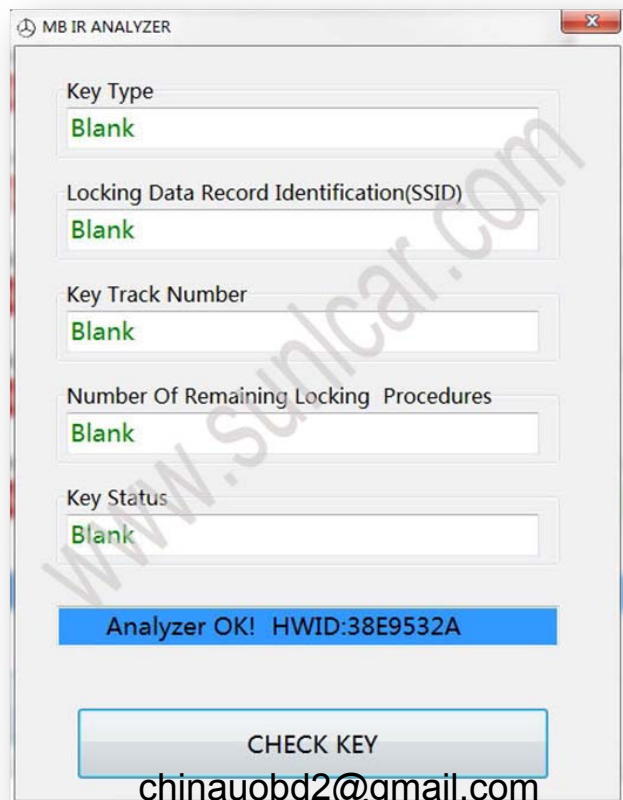
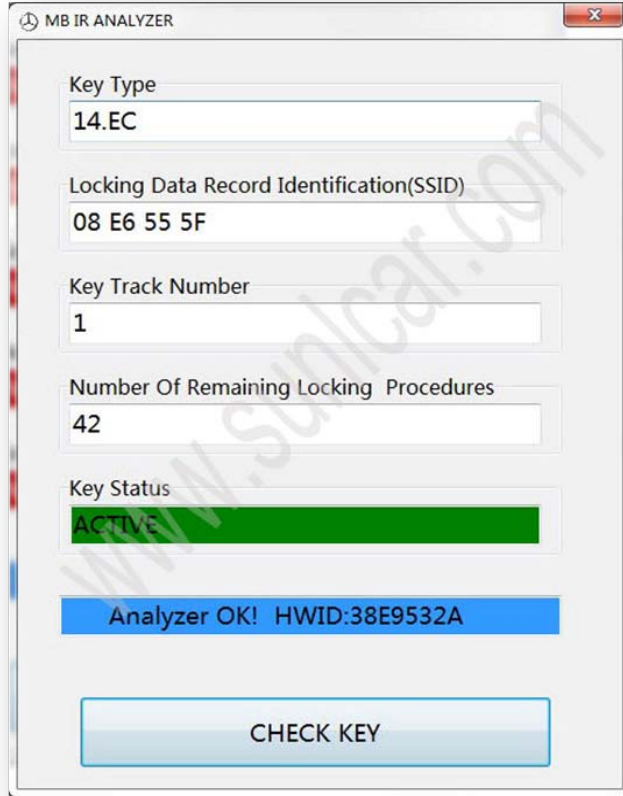
Fault Finding:-

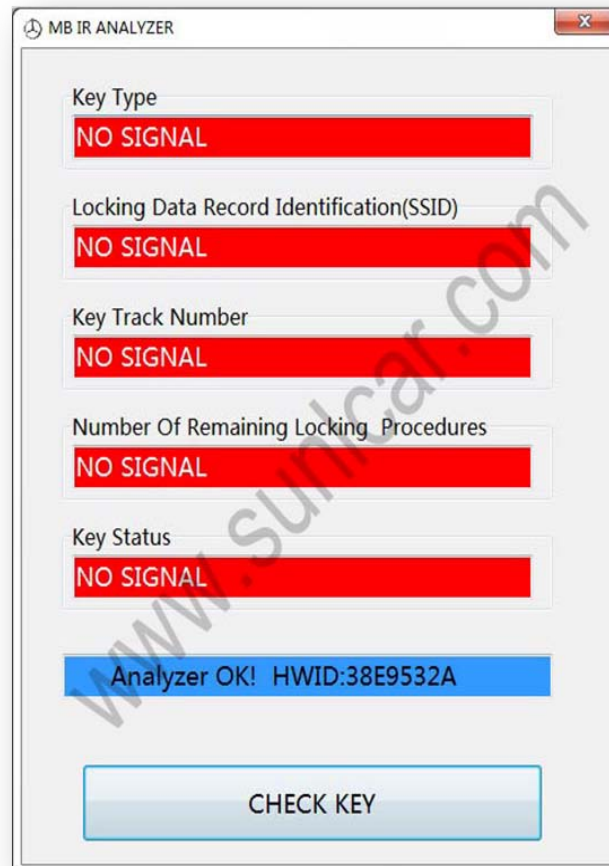
1. May be the battery is flat, check the battery and test it again.
2. If battery is ok, the Key will have problem.

### C. Key Analyse

Insert key to MB IR PLUS , and insert usb cable to computer , run “MB IR plus.exe” , you can get key information.


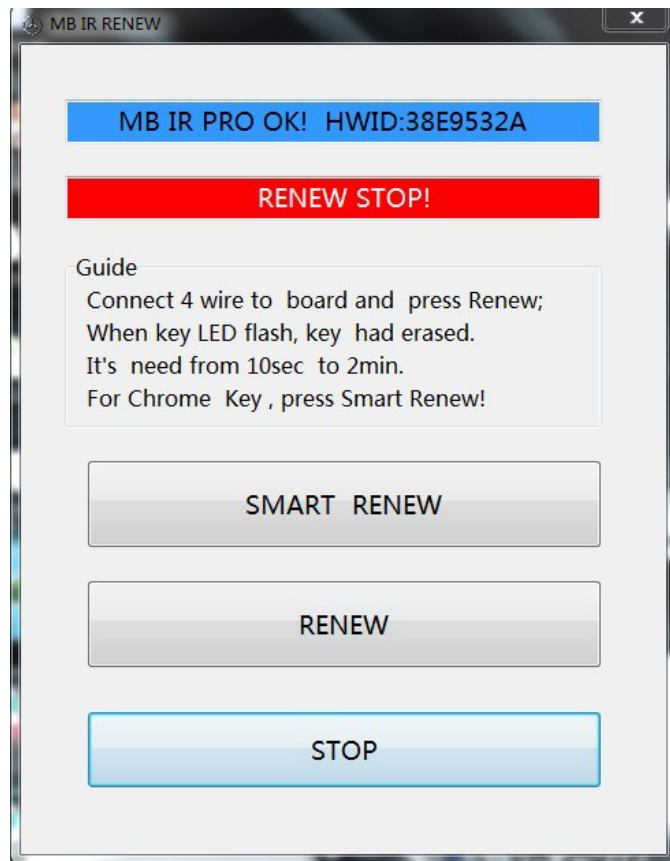






No signal -> check key coil, IR led, or quartz.

## D. Key Renew



[RENEW KEY new.pdf](#)

## E. program Key

Before programming the key (NEC MCU key) , must be erase NEC MCU , and check weather is blank.

### [Program key](#)

## F. How to get key dump

A: You can use dump.exe software to calculate key dump form EIS, ECU, ESL & ESM.

B: Key calculate software, can calculate key dump for EIS only. (You can buy the Key calculate software or buy the key dump from us )

C: About NEC EIS is not support for MB IR PLUS

## G. About 705E6 key (big key)

Old big key MCU is 705E6, You can read and write it with programmer. (ex: ETL ,X-Prog M, or UPA).

MB IR PLUS no support program 705E6 key!