



ICC ID	
--------	--

## ICC IMMO Calculator Installation

**CAUTION!**

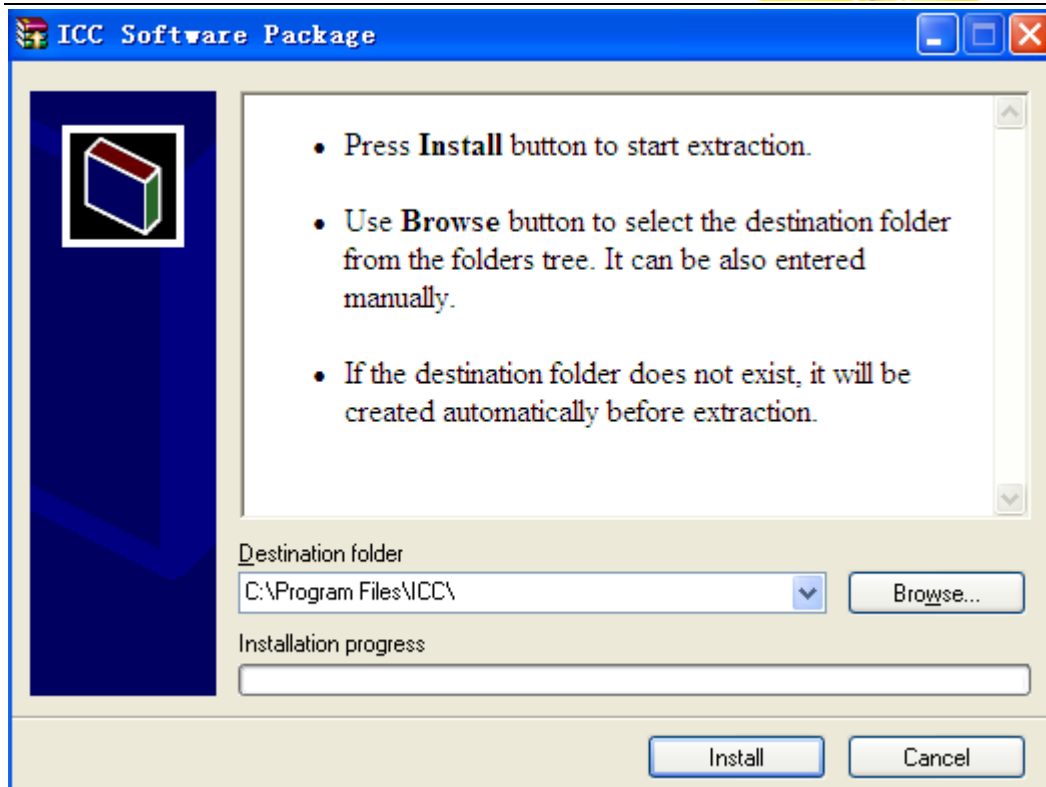
Please never calculate pin code more than 20 times a day, your ICC may be locked, because the ICC has an auto-counter inside. Once locked, we can not help you unlock, please use carefully! In addition, Please close the antivirus program when installation.

1. After receiving ICC IMMO Calculator, please send the following information to our company (Email: chinauobd2@gmail.com)
  - ICC serial number (This is your login user name )
  - Your email address (This is your login password)
  - Your name (spelling)
2. Our company will send the above information to ICC Company in time. ICC Company will open your login account in 24 hours in normal situation. After 24 hours you can open <http://immo-code.com/updates.html> to click “login to support section”
3. After login, click “Latest Releases of Software”, you can see the latest software and hardware updates files (HWUP).
4. Create an ICC folder; download the latest software and HWUP files into this folder.

### Latest available files

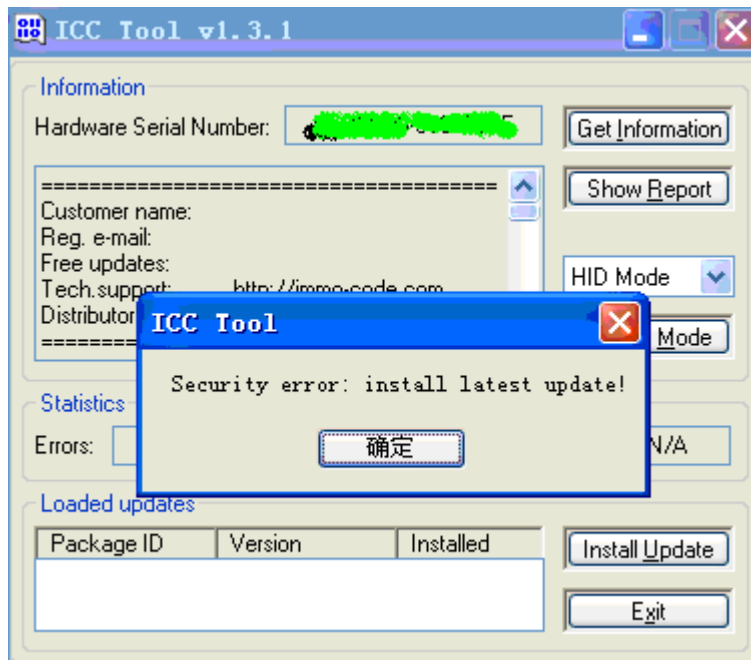
- [ICC Soft 155.exe](#) - ICC Software Package
- [ICC HWUp 121.rar](#) - ICC Hardware Update

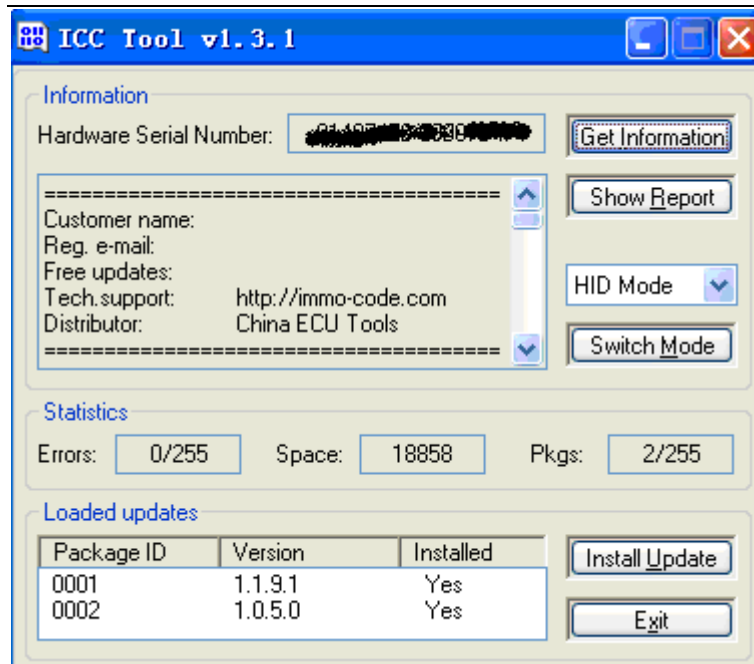
5. Double click the ICC exe file, install ICC as



6. Run ICC Dongle Tool program from the start menu:

7. Click “Get Information”, you may see the following screen:





8. After release the HWUP file, you can get two pkg files:
9. Click Install Update, install ICC\_Full.pkg
10. Click Install Update, install ICC\_Info.pkg
11. Installation Finished.