



vers. 28.01.120 DB 31.02



## SW-SDD-SBB UPDATE 1° 2010

### NEWS INTRODUCED ON THIS UPDATE:

#### 1) Updating new models key programming (IMMOBILIZER)

The Following new models have been added (see table):

- D736862ZB GM GROUP USA BASIC -L0 (protected by password)

Require the enabling password using special form "user agreement"

	FROM  1996	TO  2004	 Ref.	 U.S.A. Ref.		ID	 RW2 STP		Switch adapter	 SDD	 SBB
<b>BUICK (Basic) L-0</b>											
LeSabre	2000	2005	B99-PT	B99-PT	MEG	13		31_00	STANDARD	09	00
Park Avenue	1997	2004	B97-PT	B97-PT	MEG	13		31_00	STANDARD	09	00
Rendezvous	2002	2004	B99-PT	B99-PT	MEG	13		31_00	STANDARD	09	00
<b>CADILLAC (Basic) L-1</b>											
CTS	2003	2007		B112-PT	MEG-CR	48		31_00	STANDARD	09	00
DEVILLE STS	2000	2005	B99-PT	B99-PT	MEG	13		31_00	STANDARD	09	00
SEVILLE	1997	2003	B99-PT	B99-PT	MEG	13		31_00	STANDARD	09	00
<b>CHEVROLET US (Basic) L-0</b>											
Venture	1999	2004	B97-PT	B97-PT	MEG	13		31_00	STANDARD	09	00
<b>OLDSMOBILE (Basic) L-0</b>											
Aurora	2001	2003	B99-PT	B99-PT	MEG	13		31_00	STANDARD	09	00
Silhouette	1999	2004	B97-PT	B97-PT	MEG	13		31_00	STANDARD	09	00
<b>PONTIAC (Basic) L-0</b>											
Aztec	2001	2004	B99-PT	B99-PT	MEG	13		31_00	STANDARD	09	00
Bonneville	2000	2004	B99-PT	B99-PT	MEG	13		31_00	STANDARD	09	00
Grand Prix	2000	2003		B103-PT	MEG	13		31_00	STANDARD	09	00
Montana	1999	2004	B97-PT	B97-PT	MEG	13		31_00	STANDARD	09	00











- D737433ZB GM GROUP USA CAN -L0 (protected by password)

Require the enabling password using special form "user agreement"

	FROM  1996	TO  2004	 Ref.	 U.S.A. Ref.		ID	 RW2 STP		Switch adapter	 SDD	 SBB
<b>BUICK (CAN) L-0</b>											
Allure	2005	2008		PT04-PT	MEG	13		31_00	CAN	00+16	00
Enclave	2007	2010	B111-PT	B111-PT	PH-CR2	46		31_00	CAN	00+16	00
Lucerne	2006	2009	B111-PT	B111-PT	PH-CR2	46		31_00	CAN	00+16	00
LaCrosse	2005	2009		PT04-PT	MEG	13		31_00	CAN	00+16	00
Terraza	2005	2007	B97-PT	B97-PT	MEG	13		31_00	CAN	00+16	00
<b>CADILLAC (CAN) L-0</b>											
CTS	2008	2010	B111-PT	B111-PT	PH-CR2	46		31_00	CAN	00+16	00
DTS	2006	2010	B111-PT	B111-PT	PH-CR2	46		31_00	CAN	00+16	00
Escalade	2007	2010	B111-PT	B111-PT	PH-CR2	46		31_00	CAN	00+16	00
SRX	2004	2006		B115-PT	MEG-CR	48		31_00	CAN	00+16	00
SRX	2007	2009	B111-PT	B111-PT	PH-CR2	46		31_00	CAN	00+16	00
<b>CHEVROLET US (CAN) L-0</b>											
Avalanche	2007	2009	B111-PT	B111-PT	PH-CR2	46		31_00	CAN	00+16	00
Cobalt	2005	2009	B111-PT	B111-PT	PH-CR2	46		31_00	CAN	00+16	00
Equinox	2007	2009	B111-PT	B111-PT	PH-CR2	46		31_00	CAN	00+16	00
Express	2008	2009	B111-PT	B111-PT	PH-CR2	46		31_00	CAN	00+16	00
HHR	2006	2010	B111-PT	B111-PT	PH-CR2	46		31_00	CAN	00+16	00











- **D737433ZB GM GROUP USA CAN -L0 (protected by password)**

Require the enabling password using special form "user agreement"

	FROM 	TO 	 Ref.	 U.S.A. Ref.	 ID	 RW2 STP		Switch adapter	 SDD	 SBB
<b>CHEVROLET US (CAN) L-0</b>										
Impala	2006	2009	B111-PT	B111-PT	PH-CR2	46		31_00	CAN	00+16 00
Malibu	2004	2010	B111-PT	B111-PT	PH-CR2	46		31_00	CAN	00+16 00
Montecarlo	2006	2008	B111-PT	B111-PT	PH-CR2	46		31_00	CAN	00+16 00
Suburban	2007	2009	B111-PT	B111-PT	PH-CR2	46		31_00	CAN	00+16 00
Tahoe	2009	2010	B111-PT	B111-PT	PH-CR2	46		31_00	CAN	00+16 00
Traverse	2009	2010	B111-PT	B111-PT	PH-CR2	46		31_00	CAN	00+16 00
Uplander	2005	2008	B97-PT	B97-PT	MEG	13		31_00	CAN	00+16 00
<b>GMC (CAN) L-0</b>										
Acadia	2007	2010	B111-PT	B111-PT	PH-CR2	46		31_00	CAN	00+16 00
Savana	2008	2009	B111-PT	B111-PT	PH-CR2	46		31_00	CAN	00+16 00
Sierra	2007	2009	B111-PT	B111-PT	PH-CR2	46		31_00	CAN	00+16 00
Yukon	2007	2009	B111-PT	B111-PT	PH-CR2	46		31_00	CAN	00+16 00
<b>PONTIAC (CAN) L-0</b>										
G5	2007	2009	B111-PT	B111-PT	PH-CR2	46		31_00	CAN	00+16 00
G6	2005	2009	B111-PT	B111-PT	PH-CR2	46		31_00	CAN	00+16 00
G8	2009	2009			PH-CR2	46		31_00	CAN	00+16 00
Grand Prix	2004	2008		PT04-PT	MEG	13		31_00	CAN	00+16 00
Montana	2005	2008	B99-PT	B99-PT	MEG	13		31_00	CAN	00+16 00
Pursuit	2006	2009	B111-PT	B111-PT	PH-CR2	46		31_00	CAN	00+16 00
Solstice	2006	2009	B111-PT	B111-PT	PH-CR2	46		31_00	CAN	00+16 00
Torrent	2007	2009	B111-PT	B111-PT	PH-CR2	46		31_00	CAN	00+16 00
<b>SAAB USA (CAN) L-0</b>										
9-7	2006	2008		PT04-PT	MEG	13		31_00	CAN	00+16 00
<b>SATURN (CAN) L-0</b>										
Aura	2007	2009	B111-PT	B111-PT	PH-CR2	46		31_00	CAN	00+16 00
Outlook	200X7	2009	B111-PT	B111-PT	PH-CR2	46		31_00	CAN	00+16 00
Relay	2005	2007	B97-PT	B97-PT	MEG	13		31_00	CAN	00+16 00
Sky	2007	2009	B111-PT	B111-PY	PH-CR2	46		31_00	CAN	00+16 00
Vue	2007	2009		B114R-PT	PH-CR2	46		31_00	CAN	00+16 00
<b>SUZUKI USA (CAN) L-0</b>										
XL-7	2007	2009	B111-PT	B111-PT	PH-CR2	46		31_00	CAN	00+16 00











- **D736868ZB HONDA USA -L2 (protected by password)**

Require the enabling password using special form "user agreement"

	FROM 	TO 	 Ref.	 U.S.A. Ref.	 ID	 RW2 STP		Switch adapter	 SDD	 SBB
<b>ACURA L-2</b>										
TSX	2009		HON66T14	HO03-PT	PH-CR2	46		31_00	STANDARD	00 00
<b>HONDA USA L-2</b>										
Accord	2009		HON66T14	HO03-PT	PH-CR2	46		31_00	STANDARD	00 00
Pilot	2009		HON66T14	HO03-PT	PH-CR2	46		31_01	STANDARD	00 00

- **D736870ZB MAZDA USA CAN -L3 (protected by password)**

Require the enabling password using special form "user agreement"





	FROM 	TO 	 Ref.	 U.S.A. Ref.	 ID	 RW2 STP		Switch adapter	 SDD	 SBB
<b>MAZDA L-3</b>										
CX-7 [TYP2]	2007	2008	MAZ24RT17		TEX-CR	63			CAN	00 00
CX-9 [TYP2]	2007	2008	MAZ24RT17		TEX-CR	63			CAN	00 00
Mazda 3 [TYP2]	2004	2007	MAZ24RT17		TEX-CR	63			CAN	00 00
Mazda 5 [TYP2]	2006	2007	MAZ24RT17		TEX-CR	63			CAN	00 00
Mazda 6 [TYP2]	2003	2007	MAZ24RT17		TEX-CR	63			CAN	00 00
RX-8 [TYP2]	2004	2008	MAZ24RT17		TEX-CR	63			CAN	00 00

## 2) Updating new models key programming (RKE)

The Following new models have been added (see table):









- D736872ZB RKE TOYOTA USA -L1 (protected by password)

Require the enabling password using special form "user agreement"









	FROM 1996	TO 2004			Switch adapter						
<b>TOYOTA USA L-1</b>											
Camry [CAN]	2008				31_00	CAN	00	00			

## 3) Vehicles update of car makes already released.









- ACURA -L1

	FROM 1996	TO 2004				ID			Switch adapter		
<b>ACURA L-1</b>											
TL	2007	2008	HON66T14	HO03-PT	PH-CR2	46		31_01	STANDARD	00	00
TSX	2007	2008	HON66T14	HO03-PT	PH-CR2	46		31_01	STANDARD	00	00









- HONDA USA -L1

	FROM 1996	TO 2004				ID			Switch adapter		
<b>HONDA USA L-1</b>											
Element	2007	2009	HON66T14	HO03-PT	PH-CR2	46		31_01	STANDARD	00	00
Odyssey	2007	2009	HON66T14	HO03-PT	PH-CR2	46		31_01	STANDARD	00	00

- KIA -L2

	FROM 1996	TO 2004				ID			Switch adapter		
<b>KIA L-2</b>											
Picanto [CAN]	2008		KIA7T14		PH-CR2	46		31_01	STANDARD	00	00
Soul [CAN]	2009		HYN14RT14		PH-CR2	46		31_01	STANDARD	00	00











- NISSAN USA -L1

	FROM 1996	TO 2004				ID			Switch adapter		
<b>NISSAN USA L-1</b>											
Pathfinder [NT5]	2008	2009	NSN14T14	NI04T	PH-CR2	46		31_00	CAN	00	00
Armada [NT5]	2008		NSN14T14	NI04T	PH-CR2	46		31_01	CAN	00	00











**4) Update for KIA - HYUNDAI SYSTEM 2 (models of makes already released).**

Corrects the problem that prevents programming 2 or more keys on some KIA - HYUNDAI models:

• **HYUNDAI L-0**

	FROM 	TO 	 Ref.	 U.S.A. Ref.		ID	 RW2 STP		Switch adapter	 SDD	 SBB
<b>HYUNDAI</b>											
Atos Prime [TYP2]	2002	2008	HYN10T14		PH / CR2	46		31_02	STANDARD	00	00
Getz [TYP2]	2002	2009	HYN6T14		PH / CR2	46		31_02	STANDARD	00	00

• **KIA L-0**

	FROM 	TO 	 Ref.	 U.S.A. Ref.		ID	 RW2 STP		Switch adapter	 SDD	 SBB
<b>KIA</b>											
Carnival [TYP2]	2002	2005	KIA3RT14		PH / CR2	46		31_02	STANDARD	00	00
Picanto [TYP2]	2004	2008	HYN6T14		PH / CR2	46		31_02	STANDARD	00	00